

A step-by-step guide to building a customized Olympic Dental Suite

Olympic Dental Suites are designed to help you perform more dental procedures in less time. These tables are more efficient, more comfortable, and offer better patient presentation than conventional fixed height tables. And with all your instruments and equipment mounted on swing arms for perfect positioning, everything is right where you want it – whether you work seated or standing.

Olympic Dental Tables and Hi-Lo Wet Tables are fully customizable. Each of the articulated swing arms support up to 60 pounds so you can build the system that best fits your needs, including an Olympic IV Pole, Instrument Tray, Laptop Tray and LED Exam Light, as well as your preferred dental delivery unit and anesthesia machine.

Olympic Tables save space and reduce clutter. Olympic tables take all your ancillary equipment off the floor, saving valuable space and providing a clutter-free environment that is easier to clean between procedures.

Your best long-range investment for an expanding dental practice. Adding just one additional procedure a week will typically pay for your new dental suite in less than 6 months.



Olympic Tables accommodate most brands of anesthesia and dental equipment. Units shown here are for demonstration purposes only.

5 easy steps to create a customized, space-saving dental suite

- 1 Choose your Table** – Olympic Advanced Dental Table™ (Mobile) or Olympic Hi-Lo Wet Table™ (Plumbed)
- 2 Select your Accessories** – IV Pole, Instrument Tray, Laptop/Monitor Tray, LED Exam Light
- 3 Select your preferred Dental and Anesthesia units** – Olympic offers adapters to mount most popular models
- 4 Select Swing Arms to hold all accessories and equipment** – Tables hold up to 6 pieces of equipment
- 5 Add Convenience Features** – Consider Compressor Cart, Stainless Dry Top or Enclosure Panels to complete your suite

Your Olympic Dental Suite is a High-ROI Investment – A “No Construction – No Interruption” Solution

1 Choose your table – Olympic Advanced Dental Table™ or Hi-Lo Wet Table™

Instructions: Enter quantity in each checkbox to create specifications for your custom dental suite. See dental table schematic on page 4.

DESIGN TIP >> This table is ideal for a high-volume dental practice, or where a plumbing connection is not available.

Olympic Advanced Dental Table™ #50901

This is the ultimate table for all dental procedures. Provides optimal patient positioning and presentation, with everything you need at your fingertips.

- Integrates with full suite of Olympic accessories and an anesthesia and dental unit of your choice
- Comes with one swing arm and height-adjustable instrument tray. Second swing arm optional.
- Dental Head Rest provides solid work surface with rounded arm rest area designed to keep your arms dry
- Drain Pan under Headrest, removable, high capacity
- Full height adjustment from an extra tall 41" (standing) to 29" (seated) – whisper silent enclosed Electric Lift
- Tilt adjustment up to 10 degrees – auto locks
- Dorsal Positioner V-sides adjust to 45 degrees
- Large tabletop – full 62" for larger dogs (50" V-positioner + 12" headrest)
- Rock solid construction – no wobble and no bounce
- Electrical outlets in protective enclosure for easy cord management
- Footswitch swivels so it always faces operator
- Casters for easy cleaning and moving



A universal platform

DESIGN TIP >> This table is ideal where a plumbing connection is available or where cross-over use for treatment is desired.

Olympic Hi-Lo Wet Table™ #51001

A combination wet table and dental suite that converts in minutes from one to the other. The ultimate multi-purpose wet table.

- Integrates with full suite of Olympic accessories and an anesthesia and dental unit of your choice
- Includes sockets on lift column. Swing arms are optional.
- Rock solid, heavy duty all welded steel – no bounce or wobble
- Silent, smooth operation. Unique design – no pump, no external hoses
- Full height adjustment from an extra tall 41" (standing) to 29" (seated) – enclosed electric lift
- Tilt adjustment up to 7 degrees with optional tilt grate insert
- Large tabletop surface – 60" x 24" for larger dogs
- Electrical outlets in protective enclosure for cord management.
- Install near wall or free standing – not a wooden built-in
- Optional stainless top slips over grates to create dry procedure table
- Footswitch swivels so it always faces operator
- Fully assembled, including all plumbing, faucet and spray nozzle



Arms swing under the table when not in use

2 Select up to 4 Olympic Accessories for your table

DESIGN TIP High-quality Olympic Accessories are designed to drop into sockets (no tools required) on your table's swing arms. Accessories can be switched out between socket locations to meet changing procedural needs. Olympic accessories help eliminate clutter, reduce cleaning time, save valuable space and keep everything at user's fingertips for seamless transitions from seated to standing.

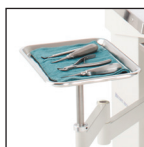
- Olympic IV Pole #51081**
Sturdy stainless steel IV Pole suitable for hanging fluid pump and small patient monitor.



- Olympic LED Exam Light #50987**
LED Exam Light with flexible arm. Adjustable beam area and intensity. Plugs into on-board power strip.



- Swiveling Instrument Tray #51087**
Sturdy height-adjustable instrument tray mount. Includes stainless steel 9½" x 13" tray.



- Laptop/Monitor Tray #50988**
Height-adjustable swiveling tray securely holds laptops or patient monitors up to 11" x 14".



3 Select preferred high-speed Dental Unit and Anesthesia Unit and Adapters

DESIGN TIP Olympic Dental Suites are designed to integrate with the following models of dental and anesthesia equipment with the use of an Olympic Adapter. Please inquire about adapters for other units at 1-800-789-6867.

Anesthesia: Vetland VSA-2100-CP (Adapter #50992), Matrix VMS (#50992), Surgivet CDS 9000 (#50992), Eagle Eye Millenium (#50992), Supera M2600 (no adapter required), Versa II and Versa Compact (adapter built into swing arm #50986).

High-Speed Dental Delivery Units: iM3 GS Deluxe (Adapter #50997), iM3 Elite and Pro 2000 (Adapter #50994), DentaIre DTP00603 (Adapter #50993). Innovadent HS1, HS2, HS3, HS4 (no adapter required).

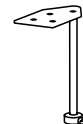
- Multi-purpose Anesthesia Adapter #50992**



- DentaIre Adapter #50993**



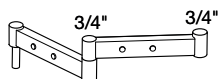
- iM3 Adapter #50994**
- iM3 Adapter #50997**



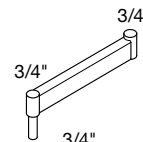
4 Select Swing Arms to accommodate accessories and equipment

DESIGN TIP Each standard swing arm set includes 2 sockets. You can add an additional socket by ordering #50996 (Socket Doubler) or extend the reach of any socket by adding #50995 (6" Socket Extender). Select swing arm #50986 with one 1" socket and one 3/4" socket for Versa II/Compact. Order sufficient sockets to hold total number of accessories and adapters specified above.

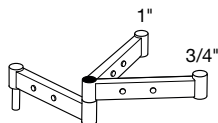
- Swing Arm with two 3/4" sockets #51086**



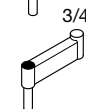
- 12" Arm Extension with Extra Socket #50996**



- Swing arm for Versa II/Compact. Includes two sockets. #50986**



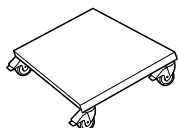
- 6" Arm Extender #50995**



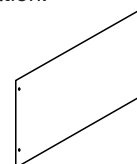
5 Add Convenience Features

DESIGN TIP The Hi-Lo Wet Table™ provides a convenient location for mounting an oiled compressor between the column and the plumbing compartment. A compressor can be placed behind the column of the Advanced Dental Table™. An optional Olympic Compressor Cart (#50985) straddles the base of the Dental Table to provide additional isolation from vibration.

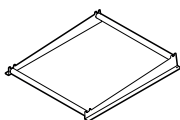
- Compressor Cart #50985**



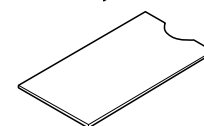
- Rear Enclosure Panels for Island Installation of Wet Table #50989**

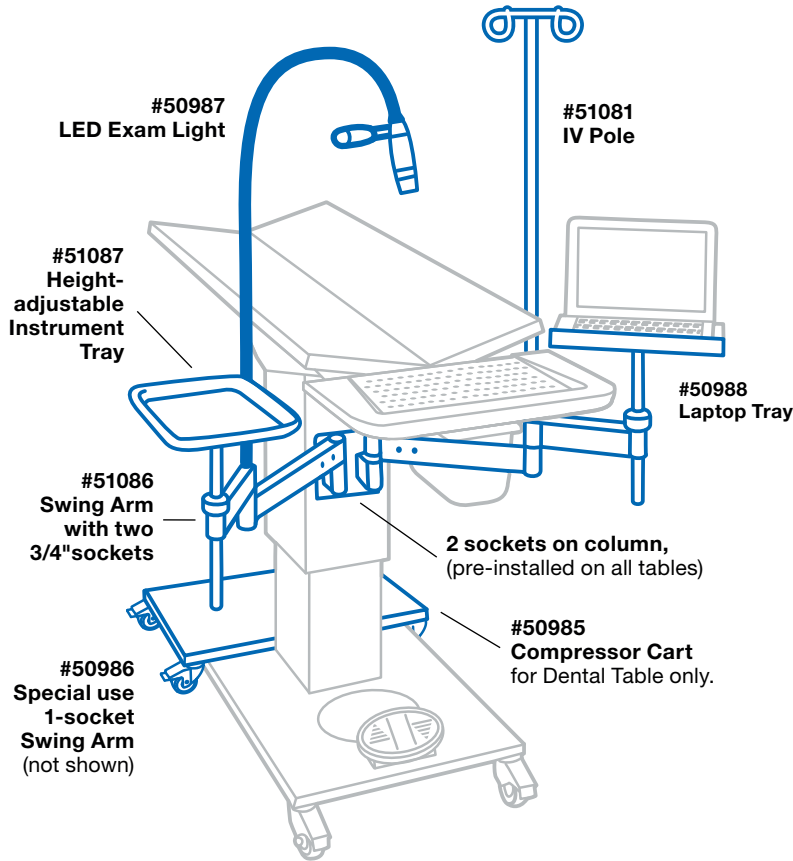


- Grate Tilt Insert for increased oral drainage #51082**



- Dry Top for Wet Table Slips over Grates #51085**





ORDERING TIP >> To create this configuration, add two 12" extension arms (see section 4) plus adapters for your preferred dental and anesthesia units (see section 3).

Olympic Dental Table™

Model#	Description
50901	Olympic Dental Table™ with 1 Swing Arm with 2 sockets for accessories. Includes 1 height adjustable Instrument Tray.
50905	Olympic Dental Table™ complete with 2 Swing Arms with 2 sockets for accessories on each arm. Includes 1 height-adjustable Instrument Tray, IV Pole and LED Exam Light.
50906	Olympic Dental Table™ with 2 Swing Arms with 2 sockets for accessories on each arm. Includes 1 height-adjustable Instrument Tray and IV Pole.
50907	Olympic Dental Table™ with 2 Swing Arms with 2 sockets for accessories on each arm. Includes 1 height-adjustable Instrument Tray, 1 IV Pole and #50992 Anesthesia Adapter and #50993 Dental Adapter.

Olympic Hi-Lo Wet Table™

Model#	Description
51001	Olympic Hi-Lo Wet Table™ with Grates, Faucet and Hand Spray.
51003	Olympic Hi-Lo Wet Table™, complete ready for dental procedures with 2 Swing Arms, with 2 sockets for accessories on each arm. Includes height-adjustable Instrument Tray, IV Pole, LED Exam Light, Grate Tilt Insert. Also includes Stainless Dry Top.
51005	Olympic Hi-Lo Wet Table™, complete ready for dental procedures with 2 Swing Arms, with 2 sockets for accessories on each arm. Includes height-adjustable Instrument Tray, IV Pole, Grate Tilt Insert. Includes #50992 Anesthesia Adapter and #50993 Dental Adapter.
51006	Olympic Hi-Lo Wet Table™, complete ready for dental procedures with 2 Swing Arms, with 2 sockets for accessories on each arm. Includes height-adjustable Instrument Tray, IV Pole, Grate Tilt Insert.



For more ideas on how to create the ultimate dental suite, come visit our live video showroom where an Olympic equipment specialist will set up a table to your specifications live online.

Now... Visit our Live Video Showroom for a Custom Presentation.

Call us at 1-800-789-6867 to set up an appointment today.